

Product data

Product code	VC05-0037	STK-code	1914133	EAN-code	6410019141337
Product name	OTL-connector 2xAl/Cu 35-240mm ² (Grey)				
Wires	2xAl/Cu 35-240mm ²				

Technical data

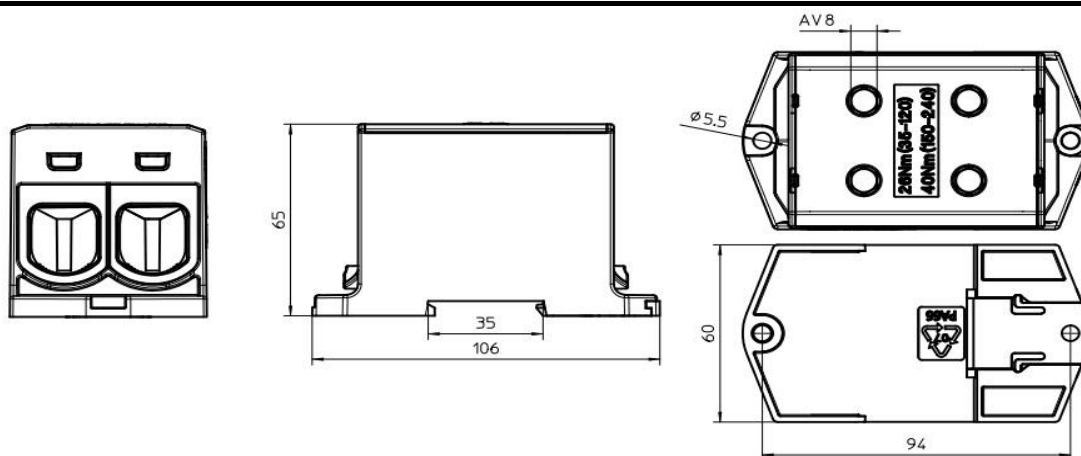
Nominal current	Cu	850	A
	Al	760	A
Nominal voltage		1000	V
Max. Current (US)	Cu	760	A
	Al	620	A
Max. Voltage (US)		600	V
Number of pole		1	pcs
Max. Cross section		240	mm ²
Tightening torque	35-120 mm ²	26	Nm
	150-240 mm ²	40	Nm
	-	-	Nm
	-	-	Nm
Max. Operating temperature		80	°C
Weight		340	g
IP-protection		IP20	



Standards	EN 61238-1; EN60947-7-1; UL1059
Color/ Material	Grey RAL 7035/ PA66-V0
Mounting/ Connection	DIN-rail and screw (M5) mounting

Description

OTL-connectors are designed to be used connecting and branching aluminium and copper conductors. The body is made of tin plated aluminium.

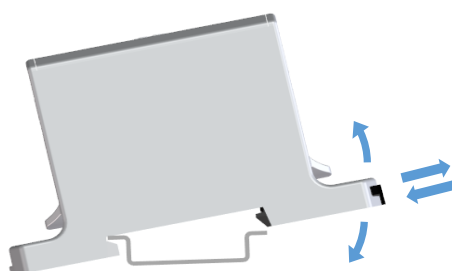
Drawing

Package

Package	Box	Pcs / Package	6	Weight [kg]	2,00
Length [mm]	300	Width [mm]	205	Height [mm]	100

Product data							
Product code	Product name	I_n Al	I_n Cu	U_n	US specific		
					I_{max} Al	I_{max} Cu	U_{max}
VC05-0037	OTL-connector 2xAl/Cu 240mm ² (Grey)	760 A	850 A	1000 V	-	-	-
VC05-0038	OTL-connector 2xAl/Cu 240mm ² (Blue)	760 A	850 A	1000 V	-	-	-
VC05-0039	OTL-connector 2xAl/Cu 240mm ² (Yellow/Green)	760 A	850 A	1000 V	-	-	-

Installation

Type	DIN-rail and screw (M5) mounting
------	----------------------------------



DIN-rail mounting

Set the connector to DIN-rail.
See picture. Push until "click"

Removing



Release the slider and lift connector

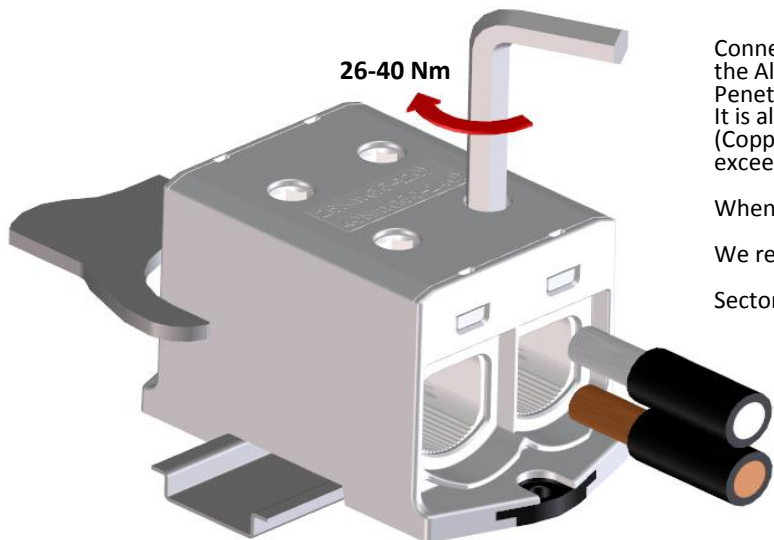


Screw mounting

Use max. Ø5 mm screw.
See picture .

Connection

Screw 	Thread	M20	Tightening torque	35-120 mm²	26 Nm	Stripping length L 	30 mm
	SW	8		150-240 mm²	40 Nm		
				-	-		
				-	-		
	Max. Wire cross section			240 mm²			



Installation

Connector can be used for both **copper- or aluminium conductors**. With the Al-conductors, It's recommended to use anti-corrosion paste. (e.g. Penetrox).
It is allowed to use max. of three adjacent cross sections in one space (Copper conductors). The nominal max. cross section value must not be exceeded.

When used Al-conductors, it is allowed to use only one conductor/space.

We recommend a ferrule when using a fine-stranded conductor.

Sector shaped conductors must be pre-rounded before installation.

Each protective or neutral conductor must have their own conductor space. SFS 6000:2007 clause 810.7

Cross section and max. number of Cu- conductors / space (Al- conductors in parenthesis)

1,5 mm2	2,5 mm2	6 mm2	10 mm2	16 mm2	25 mm2	35 mm2	50 mm2	The specified max. amount of conductors refers only to industrially installed terminals.		
-	-	-	-	-	-	3 (1)	3 (1)			
			70 mm2	95 mm2	120 mm2	150 mm2	185 mm2	240 mm2	300 mm2	400 mm2
			3 (1)	2 (1)	2 (1)	1 (1)	1 (1)	1 (1)	-	-